



TexCash5 Help Contents

The Contents lists Help topics available for TexCash5.

To learn how to use Help, press F1 or choose Using Help from the Help menu.

GRID CHART

ANALYSIS

VIEW FILES

GRAPH

CHART

QUICK PICK

OVER DUE NUMBERS

REGISTRATION

DATA FILE UPDATES



TexCash5 Grid Chart

Date of Drawing	Past Texas Cash5 Winning Numbers																																																								
	00000000					111111111111111111											222222222222222222											333333333333												5 of 39																	
	1	2	3	4	5	6	7	8	9	0	1	2	3	4	5	6	7	8	9	0	1	2	3	4	5	6	7	8	9	0	1	2	3	4	5	6	7	8	9	0	1	2	3	4	5	6	7	8	9	0							
01/27/97																																																									
01/24/97																																																									
01/23/97																																																									

The past winning numbers Grid Chart allows you to scroll forward and backward through the past winning numbers that are plotted in a grid.

In the [example shown above](#), the numbers drawn on 01/27/97 were 05-33-24-15-16



TexCash5 Analysis

Exit	Register	QuickPick	Menu	Help	Test Number is 05 33 24 15 16										
01/27/97	05	33	24	15	16	01/24/97	24	27	01	14	20	01/23/97	03	18	19
01/21/97	19	07	30	28	04	01/20/97	25	16	30	31	39	01/17/97	20	05	34
01/16/97	01	05	28	10	13	01/14/97	06	10	04	26	16	01/13/97	34	15	09
01/10/97	22	34	15	17	13	01/09/97	10	20	23	38	25	01/07/97	07	22	26

TEST NUMBER is 05 33 24 15 16 that won on 01/27/97 HAD:

1 OF THE DIGIT NUMBERS MATCH IN	63 OF THE WINNING NUMBERS
2 OF THE DIGIT NUMBERS MATCH IN	16 OF THE WINNING NUMBERS
3 OF THE DIGIT NUMBERS MATCH IN	2 OF THE WINNING NUMBERS
4 OF THE DIGIT NUMBERS MATCH IN	1 OF THE WINNING NUMBERS
5 OF THE DIGIT NUMBERS MATCH IN	1 OF THE WINNING NUMBERS

"Analysis" which allows you to scroll through a list of past winning numbers (dates also shown) and highlights the digits that match the digits in your test number.

You are given the option of entering a test number or typing a "W" to have the computer automatically use numbers from the past winning numbers list, starting with numbers from the latest drawing and then numbers from the drawing before that ect.

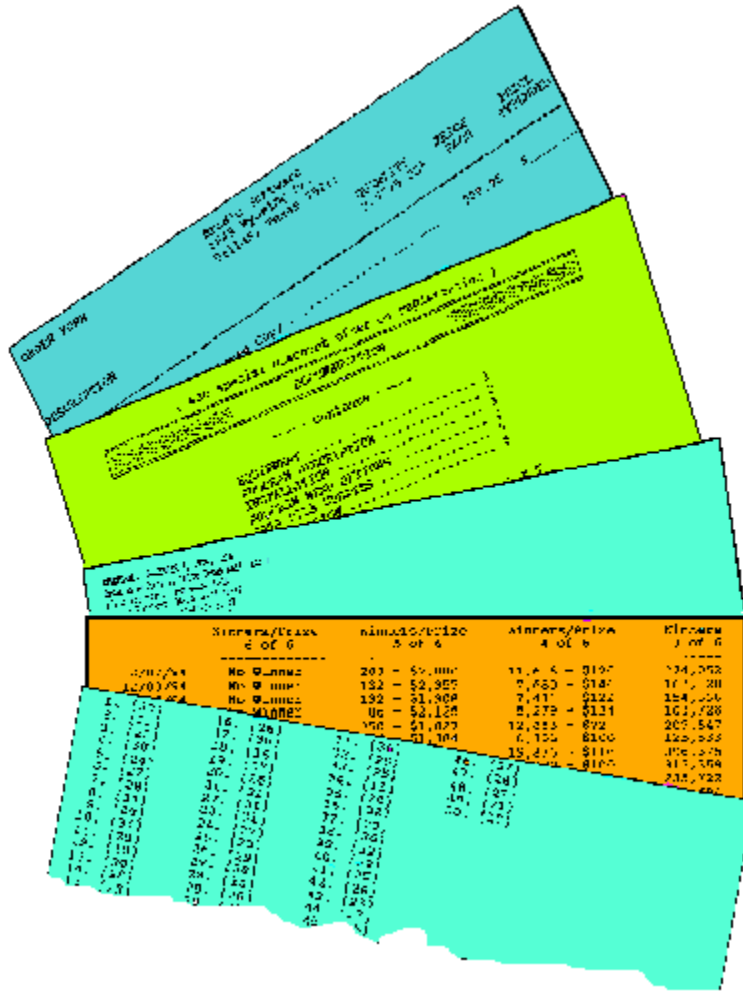
With this option, you can see a full text screen with the digits of a test

number **high-lighted** through out the past winning numbers list.

After each scroll through the data text file, an **analysis of the test number** is displayed showing **how often digits** in the test number **matched** digits in all past winning numbers.



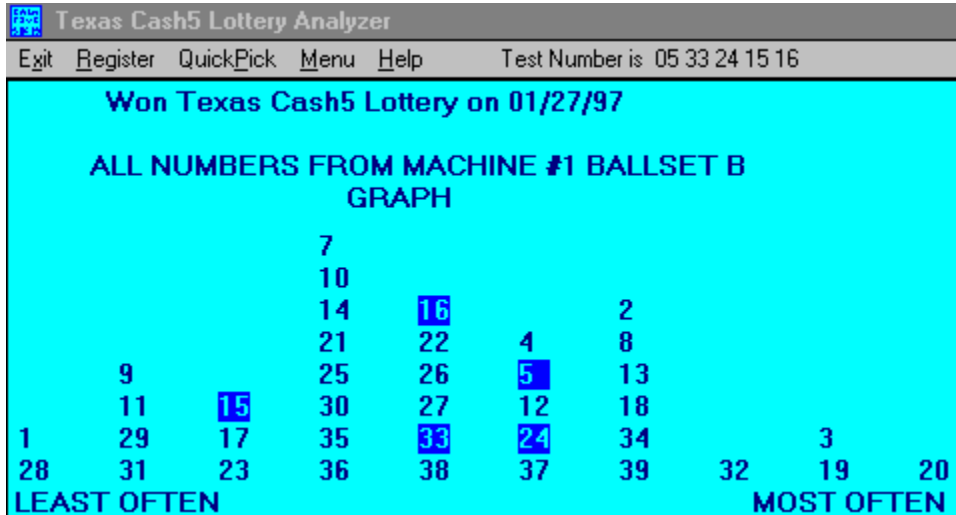
TexCash5 View Files



A TEXT SCREEN VIEWER with print option allows you to scroll through the documentation file and also view and print the data text files of past winning and test numbers. It also allows you to view and print the ORDER FORM to register the TEXCASH5 program and order data file updates.



TexCash5 Graph



Displays a Graph showing that winning numbers usually, but not always fall in the shape of a bell curve with the numbers that come up the least often on the left and the numbers that come up the most often on the right. The program will automatically high-light where past winning numbers fall in the bell curve or you can input your own test number, similar to the Analysis option. In the example above, the test number was 05-33-24-15-16.

You can have it test all balls or just first ball from selected machine, ball set ect. to see which ones came up the most or least number of times.

Test to see if machine or ball set effect how often a number comes up.



TexCash5 Chart

ALL WINNING NUMBERS CHART			
1 = 18	11 = 15	21 = 22	31 = 14
2 = 17	12 = 15	22 = 19	32 = 23
3 = 16	13 = 20	23 = 25	33 = 18
4 = 14	14 = 16	24 = 21	34 = 18
5 = 20	15 = 28	25 = 21	35 = 22
6 = 29	16 = 23	26 = 27	36 = 16
7 = 25	17 = 25	27 = 19	37 = 14
8 = 24	18 = 22	28 = 14	38 = 20
9 = 22	19 = 15	29 = 17	39 = 12
10 = 17	20 = 25	30 = 22	

THE FIVE NUMBERS THAT CAME UP MOST OFTEN ARE:

6 15 26 23 20

THE FIVE NUMBERS THAT CAME UP LEAST OFTEN ARE:

39 4 37 28 31

Displays Charts showing how often numbers have come up using the same options as GRAPH. Use scroll bar to view rest of text.
 You can have it test all balls or just first ball from selected machine, ball set ect. to see which ones came up the most or least number of times.

You can test to see if machine or ball set effect how often a number comes up. Also displays the five numbers that came up the most often and the five numbers that came up the least often depending on which test parameters you have selected, such as winning numbers list, pretest numbers list, all winning and pretest numbers or if you just elected to use the first ball that came up in each drawing from machine one, two or three and ball sets A,B,C,D,E. or F

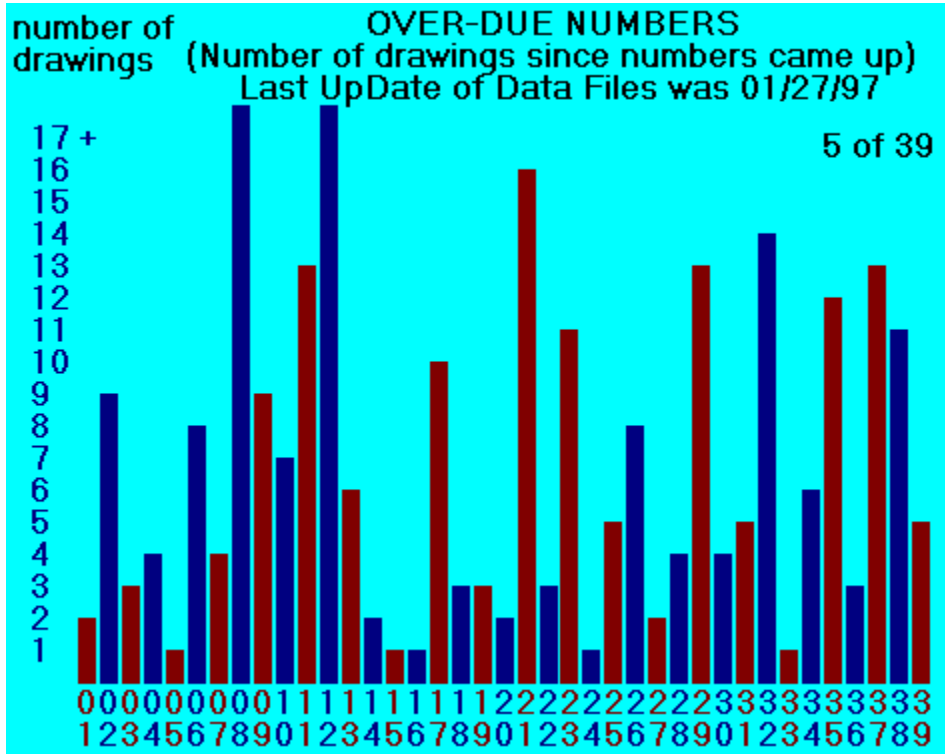


TexCash5 Quick Pick

The TexCash5 Logo screen doubles as a random lottery number generator that can be used as a Quick Pick. Pressing the space bar or clicking QuickPick on the menu bar, randomly changes the numbers shown on the Logo screen.



TexCash5 Over Due Numbers



The numbers along the left side of the bar chart show how many drawings it has been since numbers 1 to 39 (shown along the bottom of the chart), have

come up.



TexCash5 Registration

TexCash5 is [copyrighted shareware](#) which means "Try before you buy". You must register TexCash5 if you continue to use TexCash5 after the [30 day free trial](#) period. It is a violation of the copyright to use a unregistered copy longer then 30 days.

REGISTRATION and/or ORDER DATA UPDATE.

This option allows you to:

1. Enter your registered name and number.
2. Change registered name and number.
3. Remove registered name and number.
4. [Order form](#) for Registration and/or Updates.

Select the first option if you have already registered and want to enter your name and new registration number. The "[This is a unregistered copy](#)" will be replaced with your name and registration number.

Select the last option to view the registration order form. The order form shows you all the information that you will need to register TexCash5 or order [Data File UpDates](#).

WHAT YOU GET:

When you register, you will [receive a complete updated program](#) and the

"THIS IS A UN-REGISTERED COPY" notice will have been removed and replaced with a statement showing that the copy is registered to you.

Registration entitles you to receive:

1. Latest version of the Registered program.
2. Free support by mail or phone for six months.
3. Notification of updates (if any) for one year.
4. Updates, if requested to be mailed is only \$10 plus s/h.
Your registration number will unlock all future Shareware versions of TexCash5 for Windows and any reserved options, no matter

where you

received your copy.

(see file Order.frm ORDER FORM for s/h)

All orders will be shipped within 24 hours of receipt.



TexCash5 Data File Updates

Registered users can order a complete update of program and data files for only \$10.00 plus shipping & handling. See [REGISTRATION](#)

Registered users also have the option of using a text editor to add numbers to the data files, provided that they use a text editor that does not change the ASCII (text) format.

The two data text files that TexCash5 uses, are [CASH5.TXT](#) and [PRECASH5.TXT](#).

The text file CASH5.TXT contains all the past winning number results and PRECASH5.TXT contains all the pretest results (there are four test drawings before every Texas Lottery drawing).

Only [Graph](#) and [Chart](#) use data from both text files. [Grid Chart](#), [Analysis](#) and [Over Due Numbers](#) use only the winning numbers list from "[CASH5.TXT](#)".

To manually add numbers to the data file "[CASH5.TXT](#)" using a text editor, do the following:

1. Load CASH5.TXT into a text EDITOR as text only.
2. Make a backup copy (use File, Save As to save CASH5.TXT as CASH5.BAK) as text only.
3. Reload CASH5.TXT into the text editor as text only.
4. On about line 33, [look for](#) text similar to the following:

Cash 5 results history - As drawn

and number here in text file.

01/27/97 05 33 24 15 16
01/24/97 24 27 01 14 20
01/23/97 03 18 19 36 22

< -- Place your new date

Notice that the drawings are in decending order with the latest dates toward the top.

To have Graph and Chart also use the winning numbers that you have added, you must also update the [PRECASH5.TXT file](#). To do so, you must have the test drawing results similar to that shown below:

Machine 1: 55 times used, Machine 2: 55 times used, Machine 3: 44 Times used

Ball set A: 29 times

Ball set B: 30 times

Ball set C: 25 times

[data file](#).

Ball set D: 42 times

Ball set E: 28 times

Ball set F: 0 times

< --- Look for simular data in the [PRECASH5.TXT](#)

< --- Leave a

[space and add pretest results above](#)

MONDAY, JANUARY 27, 1997 #154

[PRECASH5.TXT](#)

Drawing Machine 2, Cash 5 Ball Set: C

First Pre-test: 33-28-17-03-05

Second Pre-test: 22-03-01-29-17

Third Pre-test: 25-12-23-29-02

Fourth Pre-test: 38-05-30-19-27

[the latest test results shown in](#)

Be sure to load [PRECASH5.TXT](#) as text only and make a text only PRECASH5.BAK backup file before making any changes (just to be safe).

All this editing is already done for you when you REGISTER or if already registered and order the latest data file updates.

